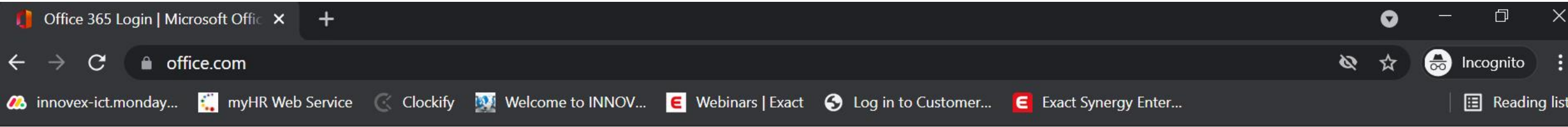


Microsoft 365 : Office.com [Outlook - Overview]



Office

Products ▾

Resources ▾

Templates

Support

My account

Buy now

All Microsoft ▾



Remote Learning in education. Learn more >

Welcome to Office

Your place to create, communicate, collaborate, and get great work done.

Sign in

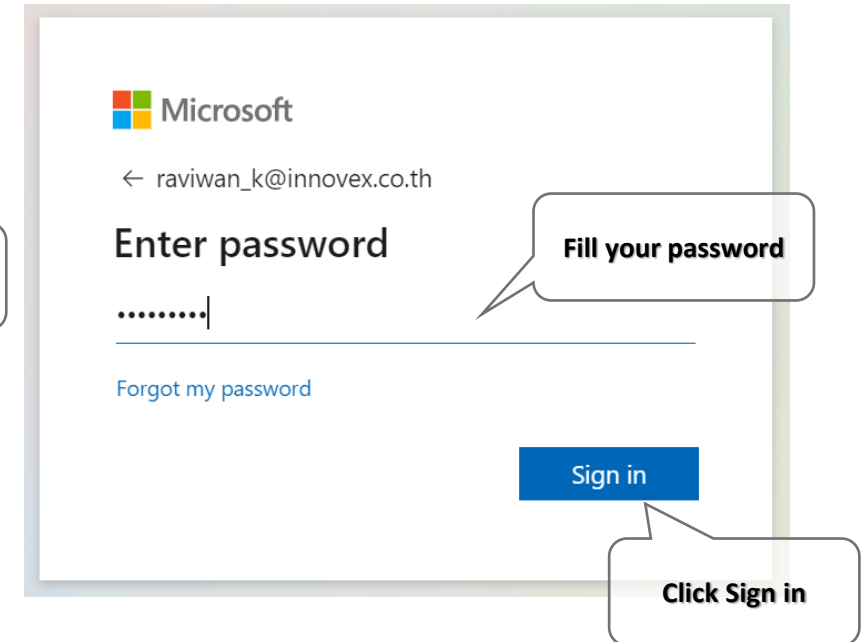
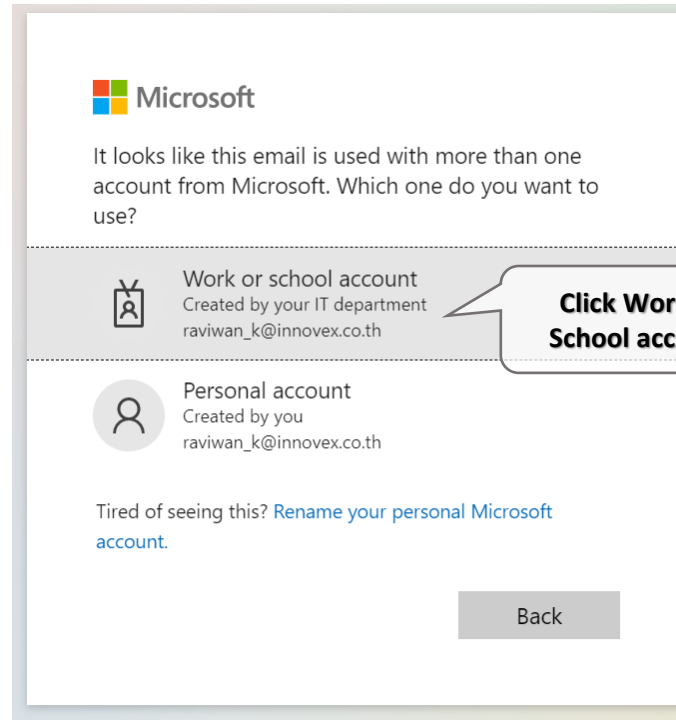
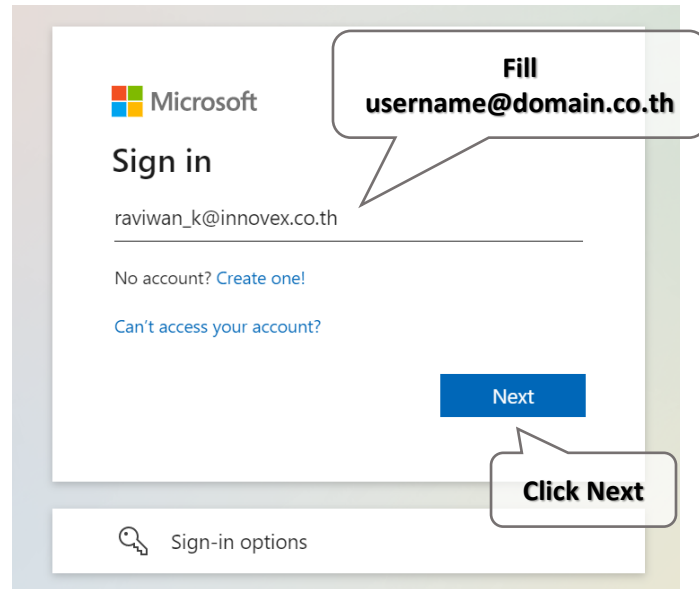
Click Sign in

Get Office

Sign up for the free version of Office >



Microsoft 365 : Office.com [Outlook - Overview]



username : เหมือนกับตอนที่ login เข้าเครื่องคอมพิวเตอร์ของบริษัท
หรือ ตอน log in เข้าใช้งาน internet/intranet ของบริษัท
หรือ username ตอน login VPN

Domain : ชื่อบริษัทที่สังกัด

@innovex.co.th

@abextech.co.th

@abexglobalhc.co.th

@thaigl.co.th

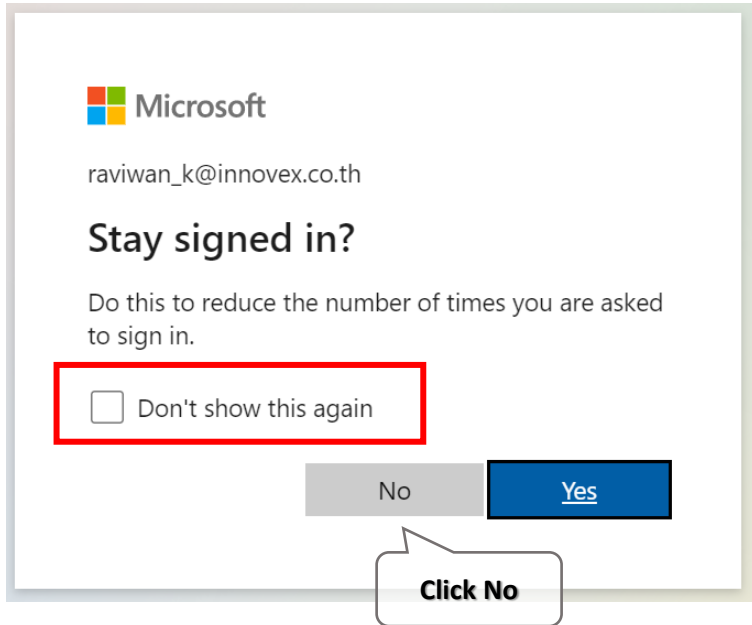
@cmcbiotech.co.th

@wellnessdiagnostics.co.th

@tind.co.th

@healthcareent.co.th

Microsoft 365 : Office.com [Outlook - Overview]



The screenshot shows a Microsoft sign-in prompt for the user raviwan_k@innovex.co.th. The prompt asks "Stay signed in?" and provides instructions: "Do this to reduce the number of times you are asked to sign in." There are two buttons: "No" and "Yes". A red box highlights the "Don't show this again" checkbox, which is currently unchecked. A callout bubble points to the "No" button with the text "Click No".

Microsoft

raviwan_k@innovex.co.th

Stay signed in?

Do this to reduce the number of times you are asked to sign in.

Don't show this again

No Yes

Click No

Click "Don't show this again" เพื่อให้ครั้งต่อไป ไม่ต้องแสดงข้อความถามอีกครั้ง

Click "Yes" เพื่อให้หน้าเว็บมีการจดจำการ log in ครั้งต่อไปเมื่อพิมพ์ office.com จะสามารถเข้าได้เลย ไม่ต้องพิมพ์ Password

Click "No" ครั้งต่อไป ต้องพิมพ์ Password ทุกครั้ง

ICT Recommend ให้ใช้ No เพื่อเพิ่มความปลอดภัยจากการโดนแฮก หรือขโมย password

Microsoft 365 : Office.com [Outlook - Overview]

The screenshot displays the Microsoft 365 Office.com dashboard. At the top left, a red circle highlights the 'Office' dot menu icon, with a callout box containing the text 'Click Dot Menu'. Below this, the 'Office' logo is visible. The main content area is titled 'Microsoft 365' and features a grid of application icons: Outlook (highlighted with a red box), OneDrive, Word, Excel, PowerPoint, OneNote, SharePoint, Teams, and Admin. Below the application grid is a link for 'All apps'. The right side of the dashboard includes a search bar and a 'Recommended' section with document thumbnails. One of the thumbnails is titled 'AUG-Dept Head Meeting_CMC' and is attributed to 'Raviwan Kongkaew's Files'. Another thumbnail is titled 'Software Diagram' and is also attributed to 'Raviwan Kongkaew's Files'. A third thumbnail is titled 'AUG-Dept Head Meeti' and is attributed to 'Raviwan Kongkaew's Files'. Each thumbnail includes a red pencil icon and a timestamp indicating when the document was last edited.

Microsoft 365 : Office.com [Outlook - Overview]

The screenshot displays the Microsoft Outlook web interface. A red box highlights the left-hand navigation pane, which includes the **Calendar** icon (circled in red), the **Outlook Menu** (hamburger icon), and a list of folders: Favorites, Inbox (87), Sent Items, Deleted Items (151), Add favorite, Folders, and another Inbox (87). Below these are Drafts, Sent Items, Deleted Items (151), and Junk Email (27). A second red box highlights the main email view, showing the **Inbox** with a list of messages. The selected message is from Microsoft on behalf of your organization, titled "Account information for new or modified users". A third red box highlights the **Mail body** of this message, which contains the text: "A user account has been created or modified". The user name is listed as raviwan_k@cmcbiotechth.onmicrosoft.com. Callouts with speech bubbles identify the "Calendar", "Outlook Menu", "Inbox", and "Mail body" elements.